

Pharm-Biotechnology and Traditional Medicine Center (PHARMBIOTRAC)

MBARARA UNIVERSITY OF SCIENCE AND TECHNOLOGY

IMPLEMENTING ENTITY:	MBARARA UNIVERSITY OF SCIENCE AND TECHNOLOGY
PROJECT NAME:	PHARMBIOTECHNOLOGY AND TRADITIONAL MEDICINE CENTRE-PHARMBIOTRAC
REPORT:	QUARTERLY UN-AUDITED INTERIM FINANCIAL REPORT (IFR)
PERIOD OF REPORT:	PERIOD ENDING 30th June 2022
REPORTING CURRENCY:	UNITED STATES DOLLARS [USD]

Table of Contents

1.	Statement of Sources and Uses of Funds	2
2.	Uses of Funds (Breakdown)	3
3.	Statement of Reimbursable Eligible Expenditure Programs (EEPs) ...	7
4.	DLI –Achieved as at 30 th June 2022.....	8
5.	Comments on the Financial Statements	9



Pharm-Bio Technology and Traditional Medicine Centre (PHARMBIOTRAC)
Mbarara University of Science & Technology P.O.Box 1410, Mbarara, Uganda
E-mail: pharmbiotrac@must.ac.ug, Website: <http://www.must.ac.ug>



1. Statement of Sources and Uses of Funds


MBARARA UNIVERSITY OF SCIENCE AND TECHNOLOGY AFRICA HIGHER EDUCATION CENTERS OF EXCELLENCE PROJECT (126974) PHARM-BIOTECHNOLOGY AND TRADITIONAL MEDICINE CENTRE (PHARMBIOTRAC) Statement of Sources and Uses of Funds for the semi-annual period ending 30th June 2022		
Sources of Fund	Semi-Annual Period ending From 1st Jan 2022 to 30th June 2022	Cummulative To Date 60 Months
Opening Cash Balance		
Government Funds	-	-
World Bank IDA Funds	375,391	-
Student Fees	-	-
Partnership With SNV	-	-
IFS-Fund	-	-
Others-Hiv Study Project	(88)	-
ATRAP Project	(6,442)	-
HARISSA Project	1,525	-
IUCEA-Incubation Centre	131,236	-
REFORUM	11,868	-
Total Cash Balance	513,491	
Add Receipts		
Government Funds	-	-
World Bank IDA Funds	126,711	4,881,112
Student Fees	-	1,908
Others-HIV Study Project	-	169,999
IUCEA-Incubation Centre	-	250,000
Partnership With SNV	-	5,818
ATRAP Project	63,439	269,915
HARISSA Project	15,292	53,392
IFS-Fund	-	11,980
REFORUM	25,000	50,000
Total Financing	743,933	5,694,125
Less: ACE Expenditure as per Project Implementation Plan		
Expenditure Classification 1 PHARMBIOTRAC	390,914	4,773,397
Expenditure Classification 2 (HIV Study)	-	168,501
Expenditure Classification 3 Incubation centre	56,569	175,332
Expenditure Classification 4 ATRAP Project	44,354	257,272
Expenditure Classification 5 HARISSA Project	7,538	44,113
Expenditure Classification 6 SNV	-	5,840
Expenditure Classification 7 IFS	-	11,980
REFORUM	24,070	37,202
Total Uses of Funds by Components	523,444	5,473,637
Closing Balances	220,489	220,488
Bank of Uganda A/C 003370088400000	6,518	6,518
Balance as per Stanchart Ugx A/C 0102808265800	10,243	10,243
balance as per Stanchart USD A/C 8702808265800	203,727	203,727
Total Closing Cash Balance	220,488	220,488

Prepared by
Project Accountant

Checked by
Finance and Administration Director

Approved by
Director/ Center Leader

Approved by
Accounting Officer





Pharm-Biotechnology and Traditional Medicine Center (PHARMBIOTRAC)

2. Uses of Funds (Breakdown)

MBARARA UNIVERSITY OF SCIENCE AND TECHNOLOGY- PHAMBIOTRAC PROJECT								
AFRICA HIGHER EDUCATION CENTERS OF EXCELLENCE PROJECT								
Uses of Funds (Breakdown)								
(USD or FCFA)								
(USD or FCFA)								
	Expenditure	Semi-Annual Period ending From 1st Jan 2022 to 30th June 2022			Cumulative Totade 60 Months Planned Cumulative For 5 years			Explanation of Variance
		Actual	Planned	Variance	Actual		Variance	
Expenditure Classification 1 as per Project Implementation Plan								
5	Action Plan for Learning Excellence							
5.1.1	Benchmarking visits (India)	0	0	0	31,788	31,788	0	Activity Completed
	Benchmarking visits (South Africa)	0	0	0	31,088	31,088	0	Activity Completed
5.1.3	Benchmarking visits (USA)	0	0	0	38,740	38,740	0	Activity Completed
5.1.4	Establishment of learning teams	0	803	803	4,197	5,000	803	Activity Completed
5.1.5	Installation of ICT systems for learning	1,425	8,385	6,960	15,024	22,771	7,747	Activity still on going
	Curriculum development (Short courses MSc & PHD)	0	0	0	22,758	22,758	0	Activity Completed
5.1.6	Curriculum accreditation (Fast Track fees)	4,408	19,000	14,592	44,966	59,263	14,298	Activity still on going
5.1.8	Students Hand Books (PHD & Masters)	0	1,360	1,360	1,321	1,700	379	Activity still on going
	Learning materials (lecturers reference materials, demonstration materials etc.)	4,627	14,000	9,373	25,855	38,656	12,801	The process is still on going
5.1.9	Upgrading Learning Facilities Pharmacy (production unit)	1,132	22,146	21,015	56,855	70,000	13,145	The process is still on going
5.1.11	Lecture room upgrade	0	337	337	11,920	12,000	80	Activity still on going
	Digital Library / ICT learning centre / video conferencing facilities/ computer workstations for students	85	4,820	4,735	92,184	98,013	5,830	ICT Equipment for students has been finalised
5.1.12								Activity was put on Hold due to availability Of University Generator
5.1.13	Standby generator (purchase & installation)	0	0	0	0	0	0	Generator
5.1.14	Fuel and maintenance	0	3,600	3,600	7,478	12,778	5,300	Expenditure still on going
5.1.15	Chair Learning Excellence coordination	0	660	660	445	1,105	660	Activity still on going
	Advertisement/ assembling of trainers/ recruitment of students for short courses and training	0	2,000	2,000	0	2,000	2,000	Activity Completed
5.1.16	Advertisement/ assembling, recruitment of students for MSc and PhD. and training	0	1,508	1,508	12,992	14,500	1,508	Activity Completed
5.1.17	Facilitation for industry experts / practitioners (10 ppl)	0	13,800	13,800	7,938	28,996	21,058	The activity is still on going
5.1.18	Tuition Fee PhD	77,887	104,354	26,467	287,627	290,000	2,373	Expenditure still on going
5.1.19	Tuition Fee MSc	10,418	105,833	95,414	85,891	172,000	86,109	Expenditure still on going
5.1.20	Traditional Medicine Clinics setup and maintenance	21,486	70,523	49,037	27,322	81,359	54,037	Activity still on going
5.1.21	Stipend PhD (annually)	13,050	50,000	36,950	527,370	536,654	9,284	Expenditure Still on Going
5.1.22	Stipend MSc (annually)	0	8,000	8,000	221,261	219,566	-1,695	Expenditure still on going
5.1.23	Travel (Flights) for Students (return flights)	0	6,000	6,000	24,323	29,591	5,268	Expenditure still on going
5.1.24	External examiners	0	0	0	0	0	0	Activity Planned for
5.1.25	Annual dissemination conference and Annual general meeting	0	29,983	29,983	50,428	74,746	24,318	Activity still on going
5.1.26	Student presentation at national conferences	0	5,000	5,000	2,011	7,011	5,000	Activity still on going
5.1.27	Student presentation at regional conferences	0	3,000	3,000	340	3,340	3,000	Activity still on going
5.1.28	Student presentation at international conferences	0	4,600	4,600	8,701	12,739	4,038	Activity still on going
5.1.29	Community / Industry attachments (Masters)	3,929	12,918	8,989	38,950	45,964	7,014	Activity still on going
5.1.30	Community / Industry attachments (PhD)	11,385	13,600	2,215	14,998	15,400	402	Activity still on going
5.1.31	30 Seater Bus	0	0	0	73,557	73,557	0	Activity Completed
5.1.32	Bus (fuel and maintenance)	1,014	16,618	15,604	11,986	29,271	17,285	Expenditure still on going
5.1.33	Medical emergency fund / First Aid kit	0	1,000	1,000	2,512	5,000	2,488	Expenditure still on going
5.1.34	Students accomodation	0	0	0	12,045	12,045	0	Expendure Closed
5.1.35	Sub Total	150,846	523,848	373,002	1,794,867	2,099,398	304,531	

[Handwritten signatures]






Pharm-Biotechnology and Traditional Medicine Center (PHARMBIOTRAC)

Expenditure Classification 2 as per Project Implementation Plan							
5 Action Plan for Research Excellence							
5.2.1	Research Policy and Plan draft development (Y1 development Y4 review)	0	0	0	7,974	7,974	0 Expenditure Still on going
5.2.2	Research Policy and Plan finalisation (Y1 development Y4 review)	0	1,828	1,828	0	1,828	1,828 Expenditure Still on going
5.2.3	Staff attachments to foreign laboratories WPI (USA)	1,726	6,530	4,804	24,120	23,325	-795 Expenditure Still on going
5.2.4	Staff attachments to foreign laboratories IHST (India)	6,696	8,534	1,838	14,812	16,650	1,838 Expenditure Still on going
5.2.5	Staff attachments to foreign laboratories KEMRI (Kenya)	4,153	17,666	13,513	25,886	24,600	-1,286 Expenditure Still on going
5.2.6	Staff attachments to foreign laboratories Gezira (Sudan)	13,879	28,150	14,271	13,879	28,150	14,271 Expenditure Still on going
5.2.7	Establishment of Living gene bank (Garden) - MUST	10,660	84,532	73,872	44,748	138,308	93,560 Expenditure Still on going
5.2.8	Staff research funds	7,314	35,019	27,705	65,000	65,000	0 Expenditure Still on going
5.2.9	Staff participation in regional conference	0	25,000	25,000	56,434	65,079	8,645 Activity still on going
5.2.10	Staff participation in international conference	6,500	25,000	18,500	66,679	74,207	7,528 Activity still on going
5.2.11	Germplasm collection missions (MUST)	673	31,410	30,737	53,866	80,436	26,570 Activity still on going
5.2.12	Pharm-Biotech laboratory equipment purchase, installation, tear and wear	0	10,000	10,000	94,542	108,280	13,738 Purchase of Lab Equipment was completed
5.2.13	Product development laboratory, purchase, installation, tear and wear	0	15,000	15,000	156,897	186,144	29,247 Purchase of Lab Equipment was completed
5.2.14	Analytical Laboratory, purchase, installation, tear and wear	1,129	6,353	5,224	288,486	293,710	5,224 Purchase of Lab Equipment was completed
	Equipment Insurance	0	18,161	18,161		35,691	
5.2.15	Journal Publication fee (Open Access)	1,400	10,000	8,600	10,333	21,858	11,525 Activity still on going
5.2.17	Monographs (Product Monographs)	0	19,620	19,620	0	19,620	19,620 Activity still on going
5.2.18	Masters Seminars	0	2,000	2,000	0	3,000	3,000 Activity still on going
5.2.19	Doctoral Seminars	0	6,000	6,000	3,378	11,495	8,117 Activity still on going
5.2.20	Supervision fee (Masters)	0	0	0	0	0	0 Activity still on going
5.2.21	Supervision fee (PhD)	0	638	638	549	1,546	997 Activity still on going
5.2.22	Supervision fee field (Masters) (3 days / semester)	0	5,823	5,823	178	9,000	8,823 Activity still on going
5.2.23	Supervision fee fee (PhD) (3 days/ semester)	0	2,000	2,000	2,197	3,742	1,545 Activity still on going
5.2.24	Joint follow up proposal development	7,506	31,000	23,494	23,877	54,757	30,880 Activity still on going
5.2.25	Chair Research Excellence coordination	0	663	663	161	824	663 Activity still on going
5.2.26	Research support for MSc students	1,600	32,073	30,473	47,233	84,000	36,767 Activity still on going
5.2.27	Research support for PhD students	5,724	104,482	98,758	346,195	405,000	58,805 Activity still on going
5.2.28	Station wagon purchase (4 wheel drive)	0	0	0	75,993	75,993	0 Activity Completed
5.2.29	Fuel and maintenance for Station wagon (4 wheel drive)	2,028	16,800	14,772	28,146	44,171	16,025 Activity still on going
5.2.30	Laboratory technician	2,996	6,276	3,280	28,972	32,441	3,468 Activity still on going
	Sub Total	73,984	560,556	486,572	1,480,536	1,931,829	415,602
Expenditure Classification 3 as per Project Implementation Plan							
5 ACE Action Plan for Quality Assurance							
5.3.1	Quality Assurance and M&E consultancy	213	6,000	5,787	1,088	10,000	8,912 Activity still on going
5.3.2	Chair Learning and Research Quality Assurance	0	0	0	722	722	0 Activity still on going
5.3.3	Tracer studies	713	8,000	7,287	4,273	15,000	10,727 Activity still on going
	Sub Total	926	14,000	13,074	6,084	25,722	19,639
Expenditure Classification 4 as per Project Implementation Plan							
5 ACE Action Plan regarding Equity Dimensions							
5.4.1	Access audit	0	0	0	0	0	0 Expenditure Put on hold
5.4.2	Facility upgrade	0	0	0	470	470	0 Expenditure Put on hold
	Sub Total	0	0	0	470	470	0
Expenditure Classification 5 as per Project Implementation Plan							
6 ACE Action Plan for Attracting Academic Staff and Students from the Region							
5.5.1	Dissemination of Research Policy to attract academic staff of the region	0	0	0	0	0	0 Expenditure Put on hold
5.5.2	Language learning support	0	0	0	0	0	0 The activity was dropped. To be implemented by the University for all students
5.5.3	Recruited staff salaries (2 senior lecturers)	23,329	54,913	31,583	264,108	265,770	1,662 Expenditure still on going
	Sub Total	23,329	54,913	31,583	264,108	265,770	1,662

Signature


Signature





Pharm-Biotechnology and Traditional Medicine Center (PHARMBIOTRAC)

Expenditure Classification 6 as per Project Implementation Plan									
6 ACE Action Plan for National and Regional Academic Partners									
5 6 1	Regional Visiting faculty members - Kenya	1,027	12,256	11,229	7,437	18,666	11,229	Activity still on going	
5 6 2	Regional Visiting faculty members - South Africa	264	17,684	17,420	5,604	23,025	17,420	Activity still on going	
5 6 3	Regional Visiting faculty members - Sudan	9,366	10,000	634	47,385	47,050	-335	Activity still on going	
5 6 4	Regional Visiting faculty members - Mozambique	0	0	0	7,687	7,687	0	Activity still on going	
5 6 5	National Visiting faculty members - BSU	0	920	920	0	920	920	Activity still on going	
5 6 6	National Visiting faculty members - Makerere	1,535	4,506	2,971	9,842	9,542	-300	Activity still on going	
5 6 7	National Visiting faculty members - UTAMU	925	6,520	5,595	925	6,520	5,595	Activity still on going	
5 6 8	National Visiting faculty members - Gulu University	0	6,920	6,920	0	6,920	6,920	Activity still on going	
5 6 9	Student attachment African Partner - KEMRI - Kenya	188	9,900	9,712	188	9,900	9,712	Activity still on going	
5 6 10	Student attachment African Partner - Gezira University - Sudan	0	0	0	0	0	0	Activity still on going	
5 6 11	Establishment of Living gene bank (Garden) - BSU/GU	1,137	16,000	14,863	6,137	26,000	19,863	Activity still on going	
5 6 12	Germplasm collection maintenance (BSU)	0	15,300	15,300	0	20,300	20,300	Activity still on going	
5 6 13	Germplasm collection maintenance (Gulu)	0	16,695	16,695	8,605	20,300	11,695	Activity still on going	
Sub Total		14,442	116,700	102,258	93,811	196,830	103,018		
Expenditure Classification 7 as per Project Implementation Plan									
6 ACE Action Plan for National and Regional Sector Partners									
5 7 1	Community training kits	0	16,950	16,950	11,839	31,500	19,661	Activity Still on going	
5 7 2	Training Centre (Traditional Medical Practitioners) BUMETHA	1,280	7,902	6,622	3,978	11,600	7,622	Activity Still on going	
5 7 3	Training Centre (Traditional Medical Practitioners) IACM	0	11,600	11,600	0	11,600	11,600	Activity Still on going	
5 7 4	Training Centre (Traditional Medical Practitioners) THETA-Uganda	2,333	3,791	1,458	10,142	11,600	1,458	Activity Still on going	
5 7 5	Training Centre (Traditional Medical Practitioners) ANAMED	0	509	509	11,091	11,600	509	Activity Still on going	
5 7 6	Training Centre (Traditional Medical Practitioners) NCRL centre	0	11,600	11,600	0	11,600	11,600	Activity Still on going	
Sub Total		3,613	52,361	48,738	37,050	89,500	52,460	Activity Still on going	
Expenditure Classification 8 as per Project Implementation Plan									
6 ACE Action Plan for Collaboration with International Academic Partners									
5 8 1	International Visiting faculty members (USA)	0	0	0	11,719	11,719	0	Activity still on going	
5 8 2	International Visiting faculty members (India)	0	13,132	13,132	4,318	17,450	13,132	Activity still on going	
5 8 3	Sabbatical Place (6 months per year)	22,466	44,400	21,934	144,604	143,643	-961	Activity still on going	
Sub Total		22,466	57,532	35,066	160,642	172,812	12,170		
Expenditure Classification 9 as per Project Implementation Plan									
6 ACE Action Plan for Management and Governance									
5 9 1	Establishment of PHARMBIOTRAC secretariat	0	0	0	21,739	21,739	0	Activity was finalised	
5 9 2	Installation of ICT systems for finance & administration	0	0	0	3,375	3,375	0	Activity was finalised	
5 9 3	Inception and planning meeting of all partners	0	0	0	57,089	57,089	0	Activity was finalised	
5 9 4	Meeting of Steering Committee	3,779	20,000	16,221	7,277	35,300	28,023	Activity Still on going	
5 9 5	Meeting of Executive Committee	0	1,196	1,196	5,032	5,700	668	Activity Still on going	
5 9 6	Meeting of Finance & Administration committee	456	4,000	3,544	8,794	18,430	9,636	Activity Still on going	
5 9 7	Core Team Project review and planning meeting	4,566	15,000	10,434	40,986	51,709	10,723	Activity Still on going	
5 9 8	PHARMBIOTRAC meetings with WB & IUCEA	1,335	6,814	5,479	10,599	19,600	9,001	Activity still on going	
5 9 9	Bi-Annual Meeting by IUCEA	2,385	26,000	23,615	69,064	101,513	32,448	Activity still on going	
5 9 10	Staff orientation workshop	0	0	0	1,718	1,718	0	Activity was finalised	
5 9 11	PHARMBIOTRAC Administrator	11,999	24,000	12,001	62,019	72,022	10,003	Activity Still on going	
5 9 12	PHARMBIOTRAC Administrative Assistant	2,996	6,000	3,004	29,472	32,480	3,008	Activity Still on going	
5 9 13	PHARMBIOTRAC Accountant	11,999	24,000	12,001	114,017	126,020	12,003	Activity Still on going	
5 9 14	PHARMBIOTRAC Procurement Assistant / Secretary	2,996	6,000	3,004	28,972	31,981	3,008	Activity Still on going	
5 9 15	Partner coordination / supervision visits regional (2 p	532	22,743	22,211	41,029	63,240	22,211	Activity Still on going	
5 9 16	Driver	1,498	3,000	1,502	14,489	15,993	1,504	Activity Still on going	
5 9 17	Cleaner	1,195	2,400	1,205	11,553	12,765	1,212	Activity Still on going	
5 9 18	Office supplies	1,453	8,000	6,547	25,006	31,780	6,774	Activity Still on going	
5 9 19	Capacity building	21,812	39,029	17,217	120,990	138,978	17,987	Activity Still on going	
5 9 20	In land travels	1,581	7,000	5,419	24,699	31,393	6,694	Activity Still on going	
5 9 21	Communication	1,970	4,800	2,830	9,757	12,214	2,457	Activity Still on going	
5 9 22	Recruitment of staff	0	500	500	9,433	10,252	819	Activity Still on going	
5 9 23	Bank charges	424	500	76	2,688	2,541	-147	Activity Still on going	
5 9 24	Exchange gain/Losses	0	500	500	1,868	3,066	1,198	Exchanges losses recognised as a result of operating different currencies	
Sub Total		72,976	221,481	148,506	721,665	900,897	179,231		





Pharm-Biotechnology and Traditional Medicine Center (PHARMBIOTRAC)


Expenditure Classification 10 as per Project Implementation Plan							
5.10'	ACE Action Plan for Sustainable Financing						
5.10.1	Chair Innovation & Business Management	14,997	30,000	15,003	139,867	154,894	15,027 Expenditure Still on going
5.10.2	Business clinic (furniture, computer, software)	0	0	0	7,422	12,320	4,899 Expenditure Still on going
5.10.3	Product exhibitions (Regional)	1,098	13,992	12,894	13,105	26,000	12,894 Activity is still on going
5.10.4	Product exhibitions (National)	0	6,584	6,584	4,816	11,400	6,584 Activity is still on going
5.10.5	Chair innovation & Business Management Meetings	371	2,890	2,519	542	3,300	2,758 Activity is still on going
5.10.6	Student handbooks (in-service professionals short course)	0	4,580	4,580	420	5,000	4,580 Activity is still on going
5.10.7	Student handbooks (short course for TMPs)	0	6,881	6,881	2,708	9,589	6,881 Activity is still on going
5.10.8	Business clinic coordination & branding	9,733	18,000	8,267	41,613	58,000	16,387 Activity is still on going
5.10.9	Subscription to Regional /International bodies eg RUFORUM	0	10,000	0	0	10,000	10,000 Activity is still on going
	Sub total	26,198	92,927	56,729	210,493	290,502	80,009
Expenditure Classification 11 as per Project Implementation Plan							
5	ACE Action Plan for Monitoring and Evaluation						
5.11.1	Strategic plan draft development	0	0	0	0	0	0 Activity Still on going
5.11.2	Strategic plan finalisation	0	14,732	14,732	1,538	16,270	14,732 Activity Still on going
5.11.3	M&E Missions (internal)	2,132	10,000	7,868	2,132	10,000	7,868 Activity Still on going
	Sub Total	2,132	24,732	22,600	3,670	26,270	22,600
	Grand Total Uses of Funds	390,914	1,719,039	1,318,126	4,773,397	6,000,000	1,190,912

Prepared by Kenneth Kinyua 12/08/22
Project Accountant

Checked by FRANCIS 12/08/22
Finance and Administration Director

Approved by Dr. Casim Umbo 12/08/2022
Director/ Center Leader

Approved by [Signature] 12/8/2022
Accounting Officer





3. Statement of Reimbursable Eligible Expenditure Programs (EEPs)

MBARARA UNIVERSITY OF SCIENCE AND TECHNOLOGY AFRICA HIGHER EDUCATION CENTERS OF EXCELLENCE PROJECT (126974) Statement of Reimbursable Eligible Expenditure Programs (EEPs) for the semi-annual period ending 30th June 2022		
Eligible Expenditure Program (EEP)	Semi-Annual Period ending 30th June 2022	Cummulative Todate For 60 months
EEP 1: Salaries	5,288,016	53,198,837.68
EEP 2: Non Procurable Expenditure as defined in Financing Agreement	369,474	3,755,661.26
Total EEPs	5,657,489	56,954,499

Note.
Exchange rate used 3729.52

Prepared by *Kemigisha Evelyn Clare* 12/08/22
Project Accountant

Checked by *NDYAGOMA FRANCIS* 12/08/22
Finance and Administration Director

Approved by *Dr. Casim Umukuta Tolo* 12/08/2022
Director/ Center Leader

Approved by *M. K. Byaruhanga* 12/08/2022
Accounting Officer





4. DLI –Achieved as at 30th June 2022

MBARARA UNIVERSITY OF SCIENCE AND TECHNOLOGY PHARM-BIOTECHNOLOGY AND TRADITIONAL MEDICINE CENTRE RICA HIGHER EDUCATION CENTERS OF EXCELLENCE PROJECT (1269) DLI - ACHIEVED AS AT 30th June 2022					
DISBURSEMENT LINKED TO INDICATORS	ACTIONS TO BE COMPLETED	AMOUNT ALLOCATED	AMOUNT DISBURSED	Amounts Disbursed after reporting	UN-DISBURSED BALANCE
DLI1: Institutional readiness	DLR 1.1: To meet Conditions for Effectiveness	600,000	600,000	-	-
	DLR 1.2: Development of detailed implementation plans	500,000	500,000	-	-
DLI 2: Excellence in education and research capacity and development impact	DLR 2.1: Timely annual implementation of the plans	-	-	-	-
	DLR 2.2: Newly enrolled students in the ACE of which at least 20% must be regional (African) students Short Course: Female Ugandans (national)	1,300,000	1,369,000	5,500	(74,500)
	Short Course: Male Ugandan students				-
	Short Course: Female regional (African) students				-
	Short Course: Male regional (African) students				-
	MSc: Female Ugandan students				-
	MSc: Male Ugandan students				-
	MSc: Female regional (African) students				-
	MSc: Male regional (African) students				-
	PhD: Female Ugandan students				-
	PhD: Male Ugandan students				-
	PhD: Female regional (African) students				-
	PhD: Male regional (African) students				-
	DLR 2.3: Accreditation of quality of education programs (program internationally accredited)	600,000	300,000		300,000
	Program regionally accredited				-
	Program nationally accredited				-
	Program for self-evaluation				-
	DLR 2.4: Collaboration and partnerships for applied research and training (MoU with public institutions/civil society)	200,000	100,000		100,000
	MoU with private sector/ industry				-
	DLR 2.5: Peer-reviewed journals papers or peer-reviewed conference papers (paper accepted by a peer reviewed journal)	500,000	500,000		-
	Accepted peer-reviewed conference paper				-
	DLR 2.6: Faculty and PhD student exchanges to promote regional research and teaching ("period" within the country)	700,000	96,000	26,000	578,000
	Exchange "period" within the region				-
	Exchange "period" for international				-
	DLR 2.7: External revenue generation (National level)	900,000	899,400		600
	External revenue generation (International level)				-
	DLR 2.8: Institution participating in benchmarking exercise	100,000	100,000		-
DLI 3: Timely, transparent and institutionally reviewed Financial Management	DLR 3.1: Timely Withdrawal Application supported by financial reporting on the ACE account for the period	75,000	45,000	15,000	15,000
	DLR 3.2: Functioning Audit Committee under the university council	75,000	45,000	15,000	15,000
	DLR 3.3: Functioning internal audit unit for the university	75,000	45,000	15,000	15,000
	DLR 3.4: Transparency of financial management (audit reports, interim financial reports, budgets and annual work plan are all web accessible)	75,000	45,000	15,000	15,000
DLI 4 Timely and audited Procurement	DLR 4.1 Timely procurement audit report	150,000	90,000	-	60,000
	DLR 4.2: Timely and satisfactory procurement progress report	150,000	90,000	-	60,000
Total in USD		6,000,000	4,824,400	91,500	1,084,100
Prepared by <u>Kenzila Enyiche</u> Date <u>12/08/22</u> Project Accountant Checked by <u>XIDYACUMA FRANCIS</u> Date <u>12/08/22</u> Finance and Administration Director Approved by <u>Dr. Casim Umha</u> Date <u>12/08/2022</u> Director/ Center Leader Approved by <u>[Signature]</u> Date <u>12/8/2022</u> Accounting Officer					





5. Comments on the Financial Statements

1) Presentation Currency

The reporting and the presentation currency is United States Dollars (USD) in accordance to the Donor requirements. Transactions in Uganda shillings have been converted to dollars using the transaction exchange rate at the time of Transfer. (First in First out). The closing rate as at 30th June 2022 is 3729.52

